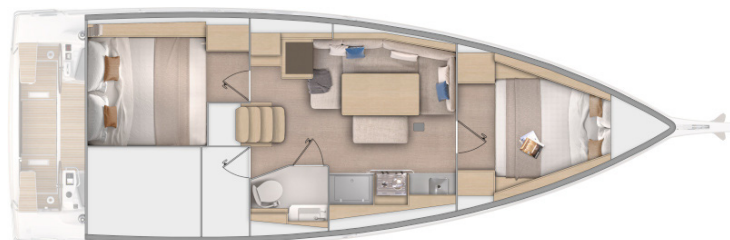
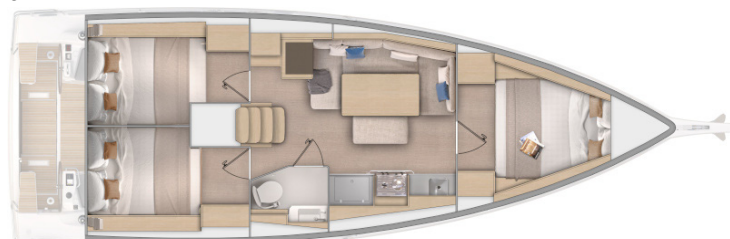




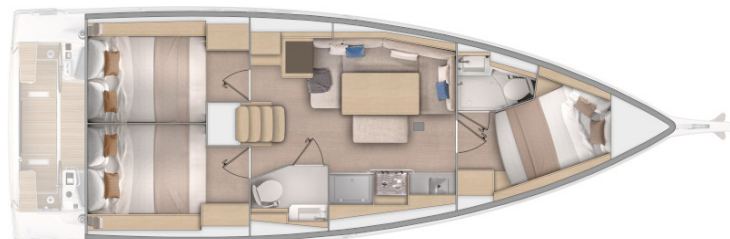
Standard version: 2 cabins + 1 head



3 cabins 1 head version



3 cabins 2 heads version



## GENERAL SPECIFICATIONS

• L.O.A:	11,93m	39'2"
• Hull length	10,99m	36'1"
• L.W.L.	10,83m	35'6"
• Beam	3,92m	12'10"
• Deep draft (Cast iron)	2,10m	6'11"
• Deep ballast weight	1 800kg	3,967 lbs
• Shallow draft (Cast iron)	1,63m	5'4"
• Shallow ballast weight	1 970kg	4,342 lbs
• Air draft (all masts), with aerial	16,60m	54'6"
• Light displacement	6 864kg	15,128 lbs
• Fuel capacity (standard)	130L	34 US Gal
• Fresh water capacity	355L	94 US Gal
• Engine power	40 HP	40 HP

## ARCHITECTS / DESIGNERS

- Naval Architect: Marc Lombard
- Outside & interior design: Nauta Design

## EC CERTIFICATION

- Category A - 8 people
- Category B - 10 people
- Category C - 10 people

## STANDARD SAILS DIMENSIONS

• Classic mainsail (standard)	37,00m <sup>2</sup>	398 sq ft
• Furling mainsail (Option)	31,00m <sup>2</sup>	333 sq ft
• Self-tacking jib (standard)	23,00m <sup>2</sup>	248 sq ft
• Furling genoa (110 %)	30,00m <sup>2</sup>	323 sq ft
• Code 0	53,00m <sup>2</sup>	570 sq ft
• Asymmetric spinnaker	95,00m <sup>2</sup>	1,022 sq ft
• Classical mast		
- I	13,51m	44'4"
- J	4,33m	14'2"
- P	13,75m	45'1"
- E	4,50m	14'9"
• Roller furling mast		
- I	13,43m	44'1"
- J	4,33m	14'2"
- P	13,90m	45'7"
- E	4,80m	15'9"

## PERFORMANCE SAILS (Requires standard classical mast)

• Square top mainsail	42,50m <sup>2</sup>	458 sq ft
• Genoa (on Flatdeck furler)	31,00m <sup>2</sup>	334 sq ft

**seawapps**

CONNECT YOUR BOAT **FREE** YOUR MIND

## STANDARD EQUIPMENT

### CONSTRUCTION

- Design in accordance with European Directive requirements and according to CE certification
- Monolithic hull design in polyester
- Monolithic structural inner moulding bonded to the hull
- Injected deck construction in glass fiber and Saeform foam sandwich, covered with non-slip diamond pattern
- Hull-deck join screwed, bonded and trimmed with 1 bulwark
- Cast iron keel fixed with bolts and stainless steel backing plates
- 2 Underhung rudders with stainless steel stock
- White coloured hull - Grey metal hull graphics
- 4 Hull portholes

### DECK EQUIPMENT

#### RIGGING

- Standard mast  $\frac{9}{10}$  anodized aluminum deck stepped, 2 aft-swept spreaders - Without backstay (Z-Diffusion) - Without backstay
- Anodised aluminum boom
- Discontinuous stainless steel standing rigging
- Rigid boom vang with tackle
- Self-tacking jib rigging with on-deck furler
- Mainsail stay rope on the roof (with 2 chainplates)
- 1 Self-tacking jib track with traveller
- Complete running rigging: Mainsail halyard, Genoa halyard with cleat on mast, Boom topping lift with cleat on mast, Mainsheet, 1 Self-tacking jib sheet
- 8 Clutches
- 1 Winch feeder to starboard from the companionway

#### WINCHES

- 1 Self tailing halyard winch (H35.2 STA) to port, on the coachroof
- 1 Aluminum "Speed Grip" winch handle
- 1 Winch handle box

#### SAILS (Elvström)

- Classic Dacron C-breeze mainsail with Natural UV protection, cross cut, semi full batten
- Self-tacking jib Dacron C-breeze with UV protection Natural, horizontal cut

#### MOORING LINES - MOORING

- Self-draining chain locker - Clench bolt - Hatch cover
- Single stem roller
- 6 Aluminum mooring cleats - Stainless steel chafing plate

#### SAFETY ON DECK

- 1 Stainless steel pulpit 2 sections
- 2 Stainless steel pushpits
- 1 Lifebuoy support bracket
- Double guard lines and stainless steel stanchions
- Welded ring on pushpit for flag
- Emergency ladder

### COCKPIT

- Self-draining cockpit
- 1 Cockpit locker beneath starboard bench
- Aft Iro-Deck latted helmsman seats
- 1 Lifteraft locker to aft of cockpit (Usable dimensions: 830mm x 545mm x 380mm / 2'9" x 1'9" x 1'3")
- Iro-Deck slatted cockpit benches (1,75m x 0,52m / 5'9" x 1'8")
- Polyester drop-leaf cockpit table, Stainless steel handrail
- Tilling positon: Stainless steel steering wheels - 800mm diameter / 2'7" - Leather covered - Steering gear at the helm station - metal cable transmission system - Stainless steel handrail - 1 Cup holder
- 1 Steering compass, to starboard, at steering station
- 2 Deck access points to tiller system
- 1 Emergency tiller
- Engine throttle and control panel on starboard
- 2 Hinged PMMA companionway doors - Sliding hatch made of PMMA
- 1 Fixed, telescopic stainless steel swimming ladder

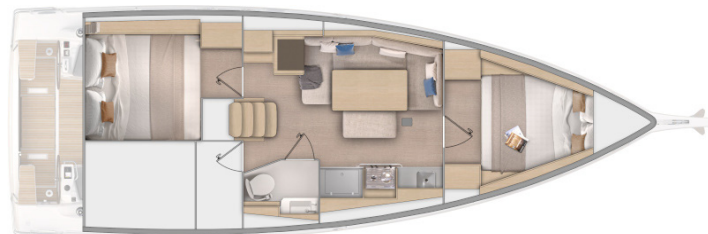
### SWIM PLATFORM / AFT TRANSOM

- Fully opening transom, convertible to bathing platform (2,69m x 0,77m / 8'10" x 2'6")
- Manual opening with hoist
- Iro-Deck slatted swim deck
- 1 Fixed, telescopic stainless steel swimming ladder with handrails

### INTERIOR

- Sand oak alpi joinery
- Nordic Teak type laminated floorboards
- Padded lining in saloon: Chalk
- Noah 05 fabric interior upholstery
- Mattresses in the cabins, HR35kg/m3 foam

### Standard version: 2 cabins + 1 head



### COMPANIONWAY

Headroom: 1,92m / 6'4"

- Wood saloon companionway
- 1 Écru leather covered stainless steel handrail

### SALOON - PORT

Headroom: 1,92 - 1,88m / 6'4" - 6'2"

- U-shaped saloon bench seat - double density foam
- Saloon table, wooden top, 2 fixed aluminum legs
- Central seat as option for the 2 cabin version
- 1 Storage cupboard with shelves, 2 doors
- Storage under bench seats
- 2 LED ceiling lights
- 2 Panoramic roof windows
- 1 Hull porthole (+ Blinds)
- 1 Flush deck hatch with fan, T44, blind and mosquito net
- 1 T10 deck hatch (330 x 140mm / 1'1" x 6") to port

## LENGTHWAYS GALLEY COUNTER - STARBOARD

Headroom: 1,91m / 6'3"

- Worktop in compact Clay with painted wooden fiddles + Compact sink cover with cutting board
- 1 1 rectangular stainless steel sink (352 x 322 x 170mm / 1'2" x 1'1" x 7")
- Mixer tap with hot/cold water under pressure
- 1 Gas cooker 2 burners - Stainless steel oven on gimbal - Stainless steel protection handrail
- Cool box 160 L / 42 US Gal top opening (Positive cold)
- Storage and lockers
- 1 26 L / 7 US Gal bin
- 1 230 V socket
- 1 Hull porthole (+ Blinds)
- 1 T10 deck hatch (330 x 140mm / 1'1" x 6")

## PORT SIDE CHART TABLE

Headroom: 1,92m / 6'4"

- Fixed table with stowage under the tabletop - Wooden toe rail
- Switch panel on bulkhead for access to electrical functions
- 1 LED spotlight
- 1 230 V socket
- 1 Single USB socket, on the electrical panel
- 1 Opening porthole in coaming

## OWNER'S CABIN

Headroom: 1,89m / 6'2"

- Central double bed (2,07m x 1,61m x 0,90m / 6'9" x 5'3" x 2'11")
- 2 Hanger closets, Open storage compartment along the hull
- 2 Adjustable LED spotlights in the headboard, 2 on the hanging lockers
- 1 dual USB port, at the head of the bed
- 1 230 V socket, to port
- 1 Flush deck hatch with fan, T44, blind and mosquito net
- 2 Hull portholes with curtain
- Door of access

## PORT AFT CABIN

Headroom: 1,90m / 6'3"

- 1 Double bed (2,00m x 1,82m / 6'7" x 6')
- 1 Hanging locker
- 2 Adjustable LED spotlights in the headboard
- 1 dual USB port
- 1 230 V socket
- 1 Opening porthole below cockpit seat with curtain

## AFT STARBOARD HEAD COMPARTMENT

Access through saloon

Headroom: 1,90m / 6'3"

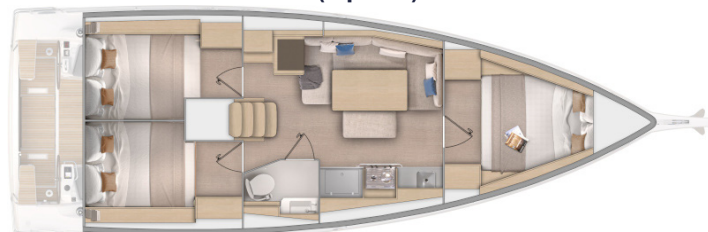
- Shower with shower curtain - Self-draining stowage tray - 1 shower function mixer tap - White polyester shower tray
- 1 Manual toilet
- 1 80 L / 21 US Gal rigid holding tank
- 1 Polyester basin - 1 Hot/cold water mixer tap
- 1 Cabinet
- 1 Mirror on bulkhead
- Toilet accessories
- 1 Opening porthole in coaming
- 2 LED ceiling lights
- 1 230 V socket (except for 3 cabins 1 head version)

## AFT STARBOARD STOWAGE SPACE

Access from the saloon and the starboard cockpit bench seat

Large stowage space with open stowage along the hull

## 3 cabins 1 head version (Option)



In the saloon: movable central seating facing the table, no seat back. Built-in stowage locker.

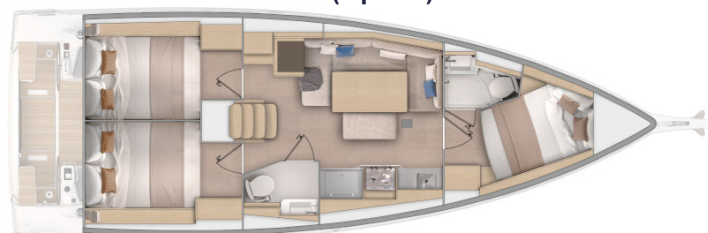
The workshop of the standard version is converted into an aft starboard cabin with large hanging locker.

## 2 SYMMETRICAL AFT CABINS

Headroom: 1,90m / 6'3"

- 1 Double bed (2,00m x 1,50m / 6'7" x 4'11")
- 1 Hanging locker
- 2 Adjustable LED spotlights in the headboard
- 1 dual USB port
- 1 230 V socket
- 1 Opening porthole below cockpit seat with curtain
- 1 Opening porthole with curtain (on roof on each side of the companionway)

## 3 cabins 2 heads version (Option)



- Private head in owner's cabin
  - 1 Polyester basin with shower function mixer tap
  - White polyester floor
  - 1 Manual toilet
  - 1 50 L / 13 US Gal rigid holding tank
  - 1 Cabinet
  - 1 Mirror
  - Toilet accessories
  - 1 Opening porthole in coaming
  - 2 LED ceiling lights
- 1 Double bed (2,10m x 1,38m / 6'11" x 4'6")
- 1 Hanging locker to starboard
- 1 Flush deck hatch with fan, T44, blind and mosquito net
- 1 T10 deck hatch with blind/mosquito net
- 2 Hull portholes with curtain

## ENGINE

- Engine Yanmar Diesel (Propeller shaft): 40 HP Common rail (standard)
  - Engine control - Control panel in cockpit (to starboard)
  - Engine compartment: Soundproofing foam - Ventilation: 2 air inlets and 2 forced air outlets
  - 1 Alternator (12V / 125Ah)
  - 1 Rotomoulded diesel tank 130 L / 34 US Gal (below aft starboard cabin berth) - Gauge at the chart table - 1 Deck filler
  - Filters: Seawater - Diesel - Water separator
  - Stainless steel shaft line
  - Fixed three blades propeller
- Torqeedo Pod 48V FP 12 kW electric engine \* (Option, not compatible with the Offshore pack)
  - Electrical engine control on the starboard console
  - 2 48 V lithium batteries (2 x 5 000 W)
  - 2 48 V battery chargers (2 x 650 W)
  - 1 48-12 V 20 A DC inverter
  - Fixed blade 5 propeller
- 1 Engine access through companionway (opening with 2 gas struts)
- 4 Access to side engine

**\* Boat approved only for inland waterways navigation with the Torqeedo engine.**

**The use of the boat is strictly limited to sailing in inland waters only (inland waters applies to rivers, canals, lakes and ponds situated inland of the low water line). In general, all calm waters, without current or chop, where the low power of the engine is sufficient to manoeuvre the boat.**

## ELECTRICITY

- 12V circuit
- 2 AGM service batteries (95Ah) - 1 AGM engine battery (50Ah)
- 1 40 Amperes battery charger
- 1 Power distributor
- 12 V electrical panel (Fuses - Voltmeter - 1 Fuel gauge - 1 Navicolor 3.5" screen - Battery charge display)
- 12 V electrical panel
- Full 230 V system (5 Inside sockets, 1 Shore power socket)
- 1 Single USB socket, at chart table + Dual USB socket: in the saloon (x 1), in the forward cabin (x 1), in the aft cabins (x 1), at starboard helm station (x 1)
- LED lighting: Overhead lights with switch, Adjustable spotlight in cabins & at chart table + LED indirect lighting in saloon
- LED navigation lights: 1 Masthead light - 1 Engine navigation light - 1 Anchor light on masthead

## PLUMBING

- 1 Rotomoulded freshwater tank 330 L / 87 US Gal
- Electrical gauge on 12 V panel
- 1 Deck filler
- Pressurised electric water pump - Expansion tank - Inline filter
- 25 L / 7 US Gal Electric water heater (engine use) behind the engine
- 1 Rigid 80 L / 21 US Gal black water holding tank for each WC
- 1 Electric bilge pump - 1 Manual bilge pump
- 1 Electric shower drain pump

## GAS

- Gas cylinder locker (25 cm x 27 cm x 40 cm / 10" x 1' x 15") - Port aft cockpit
- Regulator and safety tap
- Gas leak detector

## SMART BOARD

"SEANAPPS" smart technology:

- For monitoring the boat's status and receiving alerts as well as maintenance advice via the associated mobile application.
- The type of information collected (GPS position, batteries, engine info, navigation data, etc.) varies according to the boat's configuration.

**seanapps**

CONNECT YOUR BOAT **FREE YOUR MIND**

## MISCELLANEOUS ITEMS

- Smoke detector
- Cleaning kit: eco-friendly cleaning products kit

## PACKS

### ELECTRONICS PACKS: RAYMARINE

	COASTAL	OFFSHORE
<ul style="list-style-type: none"> <li>• 1 i70s display, at port side helm station</li> <li>• DST810 Sensor (Log, Speedometer, Temperature)</li> <li>• Wind Sensor (Windvane, Anemometer)</li> <li>• Windex Windvane</li> </ul>	<ul style="list-style-type: none"> <li>▪</li> <li>▪</li> <li>▪</li> <li>▪</li> </ul>	<ul style="list-style-type: none"> <li>▪</li> <li>▪</li> <li>▪</li> <li>▪</li> </ul>
<ul style="list-style-type: none"> <li>• Starboard helmstation:               <ul style="list-style-type: none"> <li>- 1 Steering console + Cover (Silver)</li> <li>- 1 7" Axiom+ multi-function touchscreen (GPS, Chart plotter, Card reader - Navionics® + Blank cartography included)</li> </ul> </li> <li>• P70s autopilot + control (to port)</li> <li>• Chart table: RAY73 VHF, AIS receiver function</li> </ul>		<ul style="list-style-type: none"> <li>▪</li> <li>▪</li> <li>▪</li> <li>▪</li> </ul>

\* Offshore pack not compatible with electric engine

### RIGGING PACKS (Incompatible with First Line Pack)

	DOWNWIND	DOWNWIND + UPWIND
<ul style="list-style-type: none"> <li>• 1 Starboard manual (H35.2 STA) rigging winch to replace the winch feeder + 1 Silver halyard bag</li> <li>• Polyester bowsprit with integrated anchoring gear and bobstay (for Code 0 and asymmetric spinnaker)</li> <li>• Asymmetrical spinnaker rigging / Code 0 (sheets, Blocks, Halyards)</li> <li>• Additional jammers (on the roof for the halyard or on the coaming for the Genoa sheet, depending on the pack)</li> <li>• Rigging run back to cockpit (except boom topping lift)</li> <li>• 2 Manual (H40.2 STA) genoa sheet winches + Aluminum "Speed Grip" winch handle + Winch handle box</li> <li>• Genoa sheet tracks on roof with traveller (pulls back the traveller on the self-trimming jib rail)</li> <li>• Genoa sheet on furler, high strength Dacron C-breeze (to replace the standard self-tacking jib)</li> </ul>	<ul style="list-style-type: none"> <li>▪</li> <li>▪</li> <li>▪</li> <li>▪</li> <li>▪</li> <li>▪</li> <li>▪</li> </ul>	<ul style="list-style-type: none"> <li>▪</li> <li>▪</li> <li>▪</li> <li>▪</li> <li>▪</li> <li>▪</li> <li>▪</li> </ul>

### IN-MAST FURLER PACK

- The standard Dacron C-breeze self-tacking jib is retained.
- Anodised aluminium <sup>9</sup>/<sub>10</sub>th in-mast furler (Z-Diffusion), 2 sets of spreader bars
  - High strength Dacron C-breeze cross-cut mainsail

### PERFORMANCE PACK

#### FIRST LINE ALU PACK (incompatible with the rigging packs)

Requires standard classical mast

Boast supplied without sail - Performance sails optional

- Polyester bowsprit with integrated anchoring gear and bobstay (for Code 0 and asymmetric spinnaker)
- Flatdeck genoa furler
- Additional jammers:
  - 1 Single clutch, on starboard roof
  - 2 Double jammers, in coaming (1 to port, 1 to starboard)
- Dyneema Performance running rigging (Mainsail halyards, Genoa halyard and sheet)
- Genoa sheet tracks on roof with traveller (pulls back the traveller on the self-trimming jib rail)
- Asymmetrical spinnaker rigging / Code 0 (sheets, Blocks, Halyards)
- German system (Dyneema core two-way mainsail sheet at the helm station)
- 1 Starboard manual (H35.2 STA) rigging winch + Cadet Grey halyard bag
- 2 Manual (H40.2 STA) genoa sheet winches + Aluminum "Speed Grip" winch handle + Winch handle box
- Performance hull decoration (Red sticker)

### ESCAPE PACK

- 1 000 W Electric windlass - Remote control
- Slatted Iro-Deck aft platform with (manual opening), 1 Retractable stainless steel swimming ladder
- "Luxe" polyester/wood cockpit table, Stainless steel handrail, 1 Waterproof USB socket for charging smartphone or using LED lighting (lighting not supplied), Central storage (15L / 4 US Gal), Cup holders
- Cockpit shower (hot/cold water)
- Side gate openings
- HIFI: Fusion RA210 stereo + interior loudspeakers + Waterproof loudspeakers



BENETEAU

# Oceanis 37.1

General Equipment list - Europe

## OPTIONS

### HULL - DECK - COCKPIT

- Pearl grey gel-coat
- "Luxe" polyester cockpit table (Requires the pack Escape: replacing the polyester/wood "Luxe" table)
- Cover for "Luxe" cockpit table, Silver
- Steering wheels covers, Silver
- "Luxe" coachroof sprayhood, Silver
- "Luxe" bimini, Silver
- Cockpit seats Savane Nimbus
- 12 V tunnel bow thruster (Side Power) + 100 Ah battery with dedicated charger (40Ah - 12V)
- Black composite steering wheels
- 2 Mooring cleats on transom
- 3 folding blades propeller (for Yanmar 40 HP engine)
- Mooring kit:
  - Delta 16 kg/32 lbs anchor (galvanized steel)
  - Chain (Diameter: 10mm /  $\frac{3}{8}$ " - Length: 28m / 92')
  - Line (Diameter: 18mm /  $\frac{11}{16}$ " - Length: 40m / 131')
  - 6 Fenders - M (Diameter: 200mm / 8" - Length: 635mm / 2'1")
  - 4 Moorings lines (Diameter: 16mm /  $\frac{5}{8}$ " - Length: 12m / 39'4")
- Stainless steel pivoting davits
- Windlass control in cockpit with chain counter
- Outboard engine bracket
- Shore fresh water supply
- Iro-Deck slatted cockpit floor

### NAVIGATION ELECTRONICS: RAYMARINE

- 1 9" Axiom+ screen on starboard console in lieu of 7"
- S100 Wireless autopilot remote control
- 700 AIS
- Quantum Doppler Radar

### RIGGING - SAILS

- Performance Elvström sail pack (Requires the pack First Line Alu): Dacron C-breeze high strength full batten square-topped mainsail, 4 battens, Silver UV protection, cross cut + Flatdeck Genoa sheet on furler, high strength Dacron C-breeze, Silver UV protection, cross cut
- Code 0 on furler for mast with in-mast furling or standard mast, Lamine Baltic CZ 40 (Light grey) - implies pack Downwind or First Line pack
- Silver colour Lazy bag + Lazy-jacks
- Self-tacking jib rigging (jib halyard, traveller, blocks) - Requires the pack Upwind & Downwind

### WINCHES

- Port side electrical manoeuvring winch to replace the standard (Unipower 500 1 speed)

## INTERIOR EQUIPMENT

### LAYOUT VERSIONS

- 2 cabins 1 head version
- 3 cabins 1 head version
- 3 cabins 2 heads version

### AMBIANCE

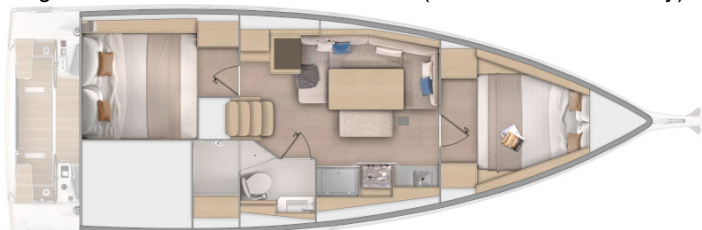
- Brown oak laminated floors
- Interior upholstery according to colour chart
- Saloon / cabin padding upholstery (Chalk, Glacier or Rock)
- Upholstery padding in the saloon on forward port side bulkhead (Chalk, Glacier or Rock) + Mirror (not compatible with TV pre-fitting)

### MULTIMEDIA

- TV pre-assembly, in the saloon

### ON BOARD COMFORT EQUIPMENT

- Stainless steel 2 burner oven/grill cooker on gimbal (in lieu of standard)
- Saloon table upgrade: solid Alpi wood around the edge, central stowage
- Pleated blinds on port hulls and coachroof windows in the saloon
- Double berth in the saloon
- Central bench seat in the saloon (for the 2 cabin version, 1 head)
- Sea water foot pump in galley (with cool box drainage function)
- Front door for opening the cool box
- Pre-fittings for microwave oven
- 24 000 BTU air conditioning full boat (only for use via shore power supply) - Not compatible with the heating
- Forced air heating fuel - Not compatible with the air conditioning, electric engine options
- Fans in the saloon and cabins
- 1 12V / 230V inverter - 2 000 W
- Forward starboard Quiet Flush sea water electric toilet (3 cabins 2 heads version)
- Aft starboard Quiet Flush sea water electric toilet
- Shore fresh water supply
- 1 200 Ah lithium battery replacing the 2 AGM95 Ah service batteries + 60 Ah service battery charger (replacing the 40 Ah charger).  
*The lithium batteries can be used in exactly the same way as the greater number of AGM batteries that they replace. This technology allows 100% of the battery capacity to be used compared with 75% for the AGM batteries. The engine battery is still AGM.*
- Large shower in the aft starboard head (for 2 cabin version only)



- Additional shower space in the head with shower curtain (80 x 93 cm / 2'7" x 3'1")
- Hanging locker closed
- 1 Removable rail for drying oilskins
- Access to the sail locker