

Gran Turismo 40

Overall length / Longueur hors tout (with anchor)	12,53 m	41'1"
Hull length / Longueur coque	10,80 m	35'5"
Overall beam / Largeur coque	3,68 m	12'0"
Overall beam + open side terraces / Largeur de coque + terrasses latérales ouvertes	5,48 m	17'11"
Air draft / Tirant d'air*	3,9 m	12'10"
Draught / Tirant d'eau	1,20 m	3'11"
Light displacement / Déplacement lège CE	8 600 kg	18,954 lbs
Fuel capacity / Capacité carburant	IB : 2 x 435 L OB : 2 x 600L	2 x 115 US Gal 2 x 159 US Gal
Freshwater capacity / Capacité eau douce	255 L	67 US Gal
Hot water heater capacity / Capacité chauffe-eau	25 L	7 US Gal
Accommodation / Couchages	4	
Category EC / Catégorie CE	B8 / C10 / D10	
Max engine power / Puissance moteur max	IB : 2 x 370 HP OB : 2 x 298 Kw - 2 x 400 HP	
Naval Architect / Architecte naval	Michael Peters Yacht Design	
Design	Andreani Design	

*inclus support radar / included radar support



Profil - IB



Profil - OB



Hard top - IB



Hard top - OB



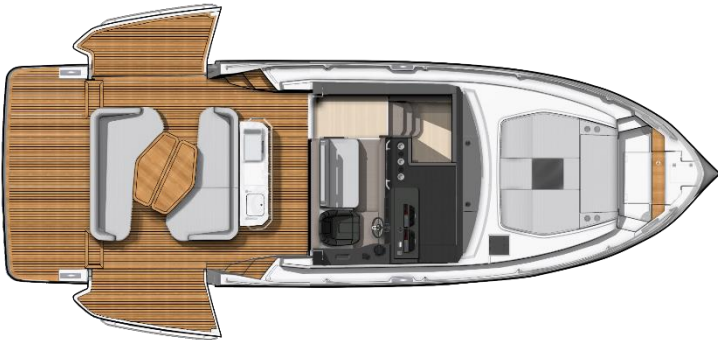
Gran Turismo 40



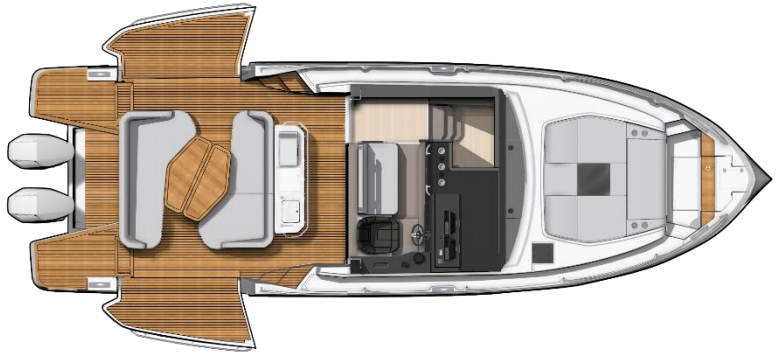
Hard top - Solar Panels IB



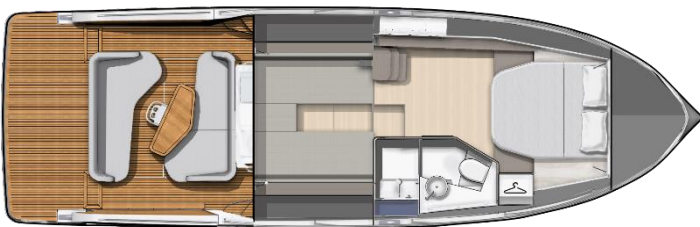
Hard top - Solar Panels OB



Main deck - IB



Main deck - OB



Lower deck - IB



Lower deck - OB



ENGLISH / Standard Equipment

DECK EQUIPMENT

- Cockpit courtesy lighting
- Black navigation lights
- Black radar bracket
- Grey hard top with electric opening roof

MOORING ANCHORING

- Retractable bow fitting with anchor locking system
- Electric windlass (with remote control) 1700W
- 2 retractable cleats forward, 2 in the centre and 2 aft in aluminium/titanium

COCKPIT

- Wheelhouse glazing + Access door (aft bay) opening inwards + large vertical opening window
- 2 opening portholes (to aft cabin)
- Aft cockpit bench seating (black gel coat finish)
- Solid wood folding cockpit table (2 positions) with electric stand, 4 cup holders + 2 handrails
- 1 storage locker (under bench seating) with space for BIB
- Opening hatch for access to engine hold with electric jack
- IB version: Fixed bathing platform with stainless steel swim ladder
- OB version: 2 fixed bathing platforms with stainless steel swim ladder
- 2 slatted side decks with electrically-assisted opening, handrails
- 2 safety gates

FOREDECK SUNPAD

- Slatted step for access to the anchor locker
- Sunbathing area forward with seat including lift-up backrest 4 cup holders + 1 USB A/C socket
- Anchor locker with dedicated space for fenders

INTERIOR PILOT STATION

- Console with engine controls and joystick, compass, USB A/C socket, 3 cup holders
- Sliding pilot seat with Bolster function - black PVC/Alcantara upholstery + USB A/C socket
- Leather steering wheel
- Footrest in front of pilot seat
- Fusion RA210 + 4 speakers 7, 7" (2 in cockpit + 2 cockpit)
- Anti-reflective under windscreen in carbon-coloured PVC
- Demisting system
- 1 Engine screen (depending the choice of engine)
- 2 induction chargers for telephone
- Glass windscreen with 3 integrated electric windscreen wipers
- Horn
- Co-driver bench seat matching exterior upholstery + handrail

EXTERIOR GALLEY

- Stainless steel sink with black retractable mixer tap
- White Corian worktop
- 2 x 75L drawer refrigerators
- 3 Drawers and 1 shelf
- Waste bin
- Black/matt lacquered furniture Grigio Bromo
- 1 waterproof socket
- 2 USB A/C sockets
- Leathered handrails

Access to lower deck with handrail

- Courtesy lighting in staircase
- Storage space
- Space for microwave oven (optional)
- 3 storage cupboards

OWNER CABIN (FRONT)

- Double berth
- Mattress
- Headboard wood decor panels with indirect lighting
- Storage locker under mattress
- 1 Wardrobe with shelves
- 2 Electrical sockets
- 2 Reading lights with USB A/C socket
- 1 Deck window with 2 opening portholes
- 1 Opening deck hatch with blind and mosquito screen
- 1 Mirror on bathroom access door
- White ceiling
- White paneling
- Direct and indirect lighting



DAY HEAD (PORTSIDE)

- Basin with mixer tap
- Backlit mirror
- 1 base unit with shelves
- 1 opening deck panel with blackout blind and fly screen
- Separate shower with shelf white Corian shower base
- LUXE electric WC
- 2 glass cup holders
- 1 coat hook

MID CABIN (REAR)

- U-shaped lounge area convertible into : 2 single beds or 1 double bed with additional sleeping space
- 2 reading lights with USB A/C socket
- Wooden decor panels with indirect lighting
- 2 opening portholes with blinds
- 1 electrical socket
- Direct and indirect lighting
- Space for television (32")

MOTORISATION

2 x YANMAR 8LV Z-Drive 370 HP + Joystick (Standard)
2 x MERCURY V10 400 HP XXXL (Standard)
2 x MERCURY V10 400 HP XXXL + Joystick (Option)

US VERSION:

2 x YANMAR 8LV Z-Drive 370 HP + Joystick (Standard)
2 x MERCURY V10 400 HP XXXL + Joystick (Standard)

Electronic engine controls
Fuel filter with decanter
Seawater filter integrated into engine
Air intakes on hull for engine hold cooling
Engine room insulated with soundproofing foam
Stainless steel fuel lines
Electric power steering

Yanmar version:

2 rotomoulded tanks capacity of 2 x 435 L / 115 US Gal each

Mercury version:

EUROPE: 2 Aluminium fuel tanks capacity of 600 L / 159 US Gal each
US: 2 Aluminium fuel tanks EPA CARB capacity of 600 L / 159 US Gal each

ELECTRICITY

- Space for 2 AGM engine batteries (12 V - 140 Ah) + 3 AGM service batteries (12 V - 140 Ah) (not supplied)
- 2 fire extinguishers
- Battery charger (12V - 100Ah)
- 220 V interior sockets
- Shore power socket (220 V - 32Ah)
- LED spotlights and reading lights
- Manual shore power extension lead (15 m)

PLUMBING

- Fresh water tank (1 x 255 L / 67 US Gal)
- Rigid black water tank (80 L / 21 US Gal)
- Grey water tank (7 L / 2 US Gal) with automatic discharge
- Stainless steel water filler
- Water generator for pressurising the hot/cold water system
- Water heater 25 L / 7 US Gal
- Deck wash pump for mooring (in anchor locker)
- Cockpit shower with mixer tap
- 2 Bilge pumps :
1 Electric bilge pump on transom (90 L / 24 US Gal / minute)
1 Manual bilge pump under port side catwalk (30 L / 8 US Gal / minute)

CONSTRUCTION

- Hull (contact process) white - reverse bow
- Composition: Sandwich (Vinylester resin - Glass fibre - Balsa core)
- Contact process hull with counter mould
- Contact process deck with counter mould

SMART BOARD

SEANAPPS® connected technology:
Allows you to monitor the condition of your boat and receive alerts and maintenance recommendations via the associated mobile application.
The type of information collected (GPS position, batteries, engine information, navigation data, etc.) varies according to the configuration of the boat.

MISCELLANEOUS ITEMS

- Smoke detector
- Owner's manual





ENGLISH / Optional equipment

INTERIOR LAYOUT / ONBOARD COMFORT

- Tropical 20,000 BTU reversible air conditioning Cabins + Pilot station + Manual shore power extension (15 m) for air conditioning
- Tableware kit - 6 persons
- Porthole mosquitos screens
- Slatted bed base

WATER SYSTEMS

- Grey water tank 95L / 25 US gal deck and sea drain (with fresh water capacity reduction 160L/ US Gal instead of 255L/ US Gal)
- Grey water tank 95L / 25 US gal deck drain only (with fresh water capacity reduction 160L/ US Gal instead of 255L/ US Gal)

ELECTRICITY

- Generator (6.5 KVA 230 V / 50 Hz)
- Generator pre-wiring (incompatible with silent boat pack)

NAVIGATION ELECTRONICS

- Garmin Fantom 18X Radar Black

ENGINE

- Proportional bow thruster 100 kgf
- Gyroscopic stabiliser SK3
- Automatic fire extinguisher in engine hold
- Auto Flush system: engine cleaned with fresh water
- Automatic zipwakes flaps

EXTERIOR OPTIONS

- Windlass chain counter
- Mooring kit
- Self-supporting hardtop cap Graphite
- Foredeck sun awning Solstis black
- Cockpit and side platforms sun awning Solstis black
- Aft cockpit closing kit Graphite
- Exterior curtains for wheelhouse black
- Set of protective covers (cockpit bench seats, galley, table and forward sunpad area)
- Folding carbon gangway
- Dinghy inflator/deflator

TRIM LEVELS

	Comfort	Lounge
• Deck wash outlet (aft cockpit)	X	X
• Dockside fresh water inlet	X	X
• Pre-wiring for Air Conditioning	X	X
• Garmin 16" screen + sounder	X	X
• Sliding opening windows in wheelhouse	X	X
• White pleated blinds in cabins	X	X
• 12V 2KVA inverter	X	X
• Garmin world map	X	X
• Deck seachlight	X	X
• Battery charge indicator	X	X
• LED rear spotlights in hardtop		X
• Microwave		X
• Cockpit grill		X
• Fridge / Freezer (75L / 20 US Gal) <i>replacing 1 external standard</i>		X

ATMOSPHERE

	Standard	Option
Interior woods <ul style="list-style-type: none">• Walnut Grey• Laminate Lindberg Cross-Cut Oak	X X	
Exterior upholstery + wheelhouse <ul style="list-style-type: none">• Linetex Chalk• Crevin Strada 07	X	X
Interior upholstery <ul style="list-style-type: none">• Crevin Club 5• Crevin Onix 05• Diana 27 Bone	X	X X
Others <ul style="list-style-type: none">• Pilot seat (Leather + Black Alcantara)• White hull• Hard top Signal Grey RA7004• Hull gelcoat Signal Grey RA7004	X X X	X

ALPINE VERSION

- Skai cool Navy Blue coating on furniture (owner's cabin + guest cabin)
- Black taps + washbasin + Corian in shower room
- Black door handles + pushlock (furniture)
- Handrails inside / outside, balconies, table legs, cup holders, black access doors and liston (PVC) black
- Corian exterior kitchen black
- Kitchen furniture lacquered black RAL 9005
- Pilot console in black carbon + Alpine decoration
- Black exterior popup cleats replacing standard titanium aluminium popup cleats
- Black hardtop
- Alpine decoration on black hardtop + Alpine logos (hardtop, side platforms, pilot console)
- Pilot seat + co-pilot bench Skai cool lightgrey / Skai cool Navy blue + Alpine logo
- External upholstery Skai cool lightgrey / Skai cool Navy blue with Alpine embroidery
- Steering wheel with Alpine logo Isotta Fanet with Skai cool lightgrey stripe + Alcantara EXO
- Black spotlights
- Black exterior courtesy lighting
- Gelcoat hull Signal Grey RAL7004

PACKS

ELECTRONIC PACK PREMIUM

- 1 ADDITIONAL SCREEN 16" GARMIN 1623 XSV GPSMAP
- REAR CAMERA GARMIN GC245
- RECEIVER AIS 800 GARMIN
- VHF GARMIN 315I
- AUTO PILOT GARMIN

ENTERTAINMENT PACK MID CABIN

- FUSION APOLLO RA210 + 4 SPEAKERS (6,5")
- PRE WIRING TV (32") + POWER SOCKET, ANTENNA SOCKET
- BLACK ANTENNA

SILENT BOAT PACK

- 4 SOLAR PANELS (TOTAL: 520 Wp)
- 5 LITHIUM BATTERIES (330 Ah - 12V)
- 5KVA INVERTER (12V)

LIGHT AND SOUND PACK

- FUSION APOLLO RA 670 + 6 SPEAKERS 3I SERIES (7,7") + RGBW SUBWOOFER
- INDIRECT LIGHTS LED RGBW HULL AND DRIVER STATION
- INDIRECT LIGHT LED RGBW COCKPIT
- UNDERWATER LIGHTS (x2) RGBW

BENETEAU - Vendéopôle - 2 rue du Grand Large - CS82531 GIVRAND - 85805 SAINT GILLES CROIX DE VIE - FRANCE.

Siège social : SPBI - BP 45 - 85170 DOMPIERRE SUR YON

Descriptions, illustrations, etc are provided only for your guidance. Our models may undergo some standard modifications or improvements without notice.

SEPTEMBER 2025

